

**GREENBERG QUINLAN ROSNER** RESEARCH



# Public Opinion on Disabilities

September 19, 2012

# Methodology and Overview

**This presentation is based on a survey conducted by Greenberg Quinlan Rosner Research.**

**The survey of 1000 likely 2012 voters (1000 weighted) nationwide was conducted from September 8-12, 2012.**

**Unless otherwise noted, margin of error= +/-3.1 percentage points at 95% confidence.**


# Key Findings

- **Significant portion of the population knows someone with a disability.**
- **Split on whether the government is doing enough.**
- **Can be a voting issue – significant response to Congressional candidates who support programs for those with disabilities.**
- **Democrats, women more supportive of an agenda that benefits disabled.**

# More than half know someone with a disability

*Do you, a family member, or a close friend have a disability?*

■ Yes ■ No



51

**Yes, know someone with a disability**

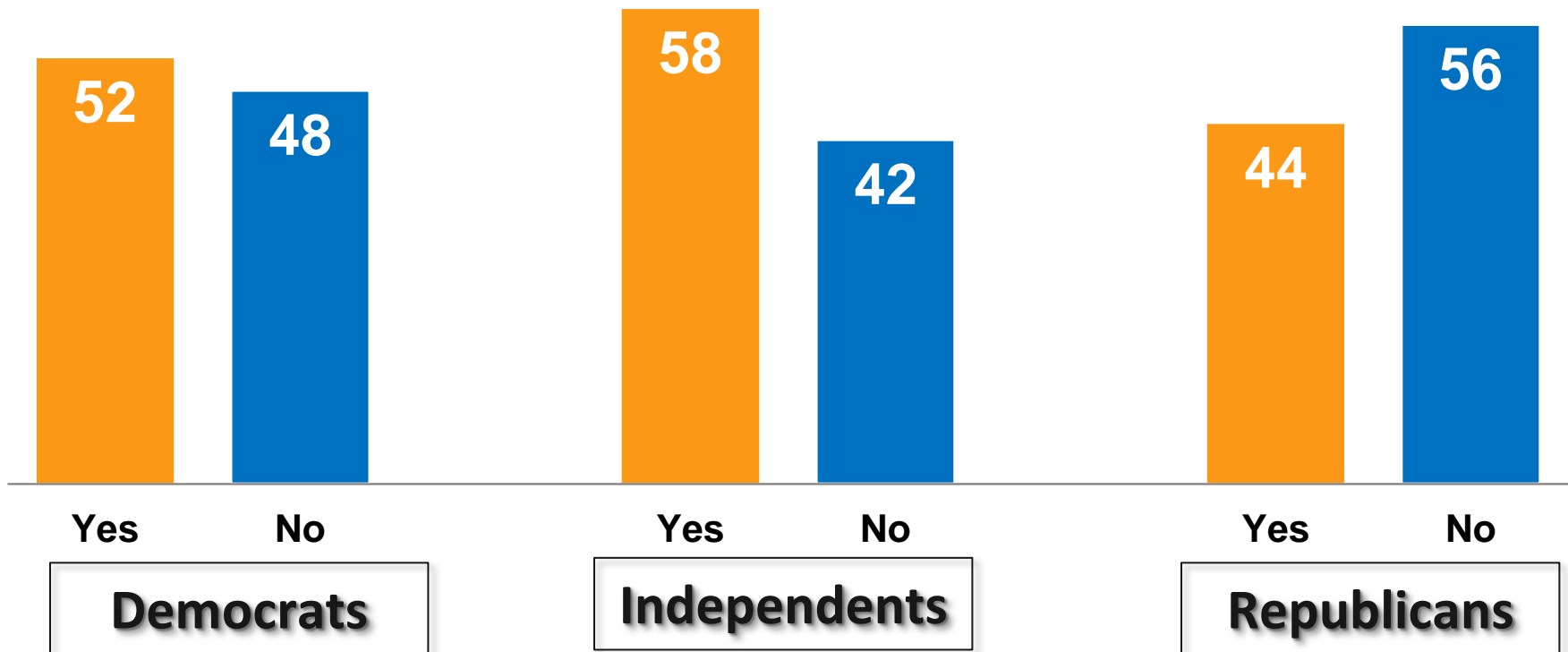


48

**No, do not know someone with a disability**

# Party identification: more Dems, independents report knowing someone with a disability

*Do you, a family member, or a close friend have a disability?*

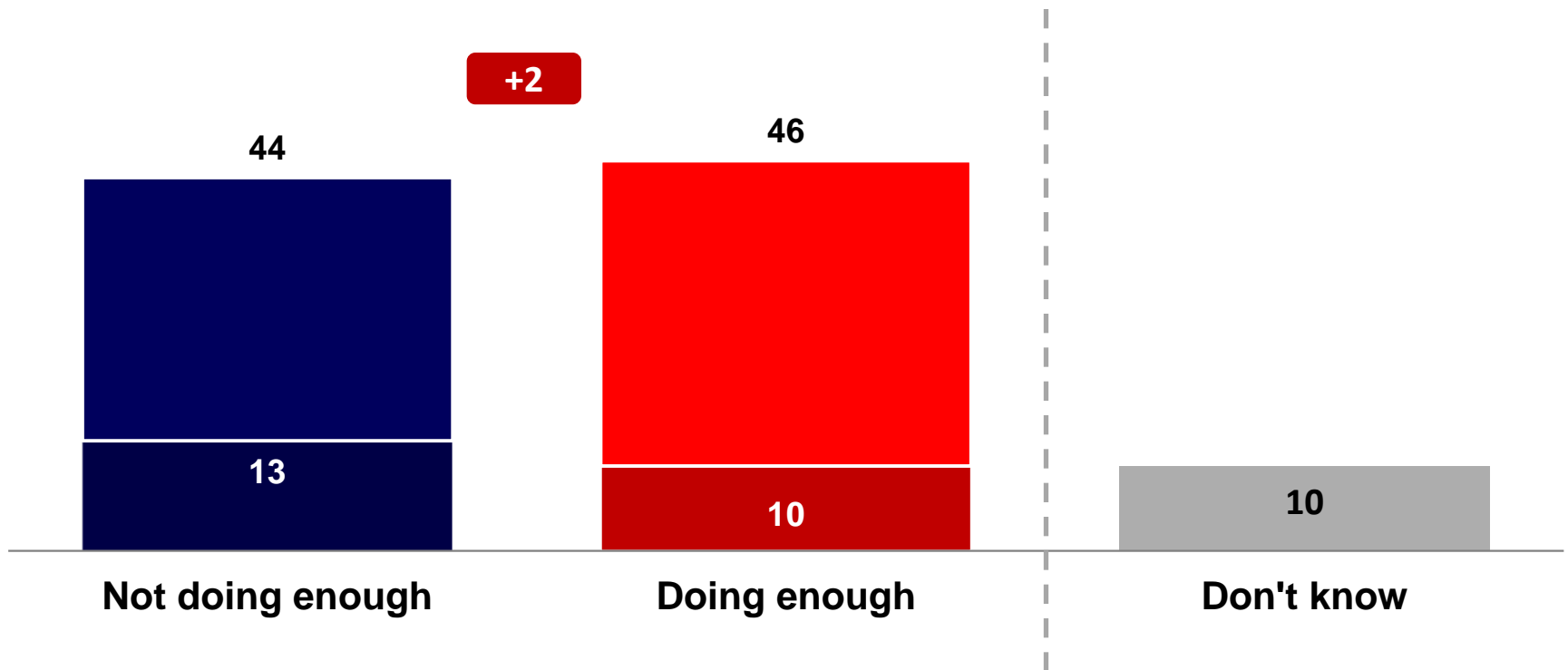


# **Disabilities as a government priority**

# Even split on whether government doing enough for those with disabilities, but few strong feelings

*Thinking about the current policies and programs the US government has to help people with disabilities, how much is the government doing to help those with disabilities lead a normal life? Is the government doing more than enough, doing enough, not doing enough, or not doing anywhere near enough to help those with disabilities lead a normal life?*

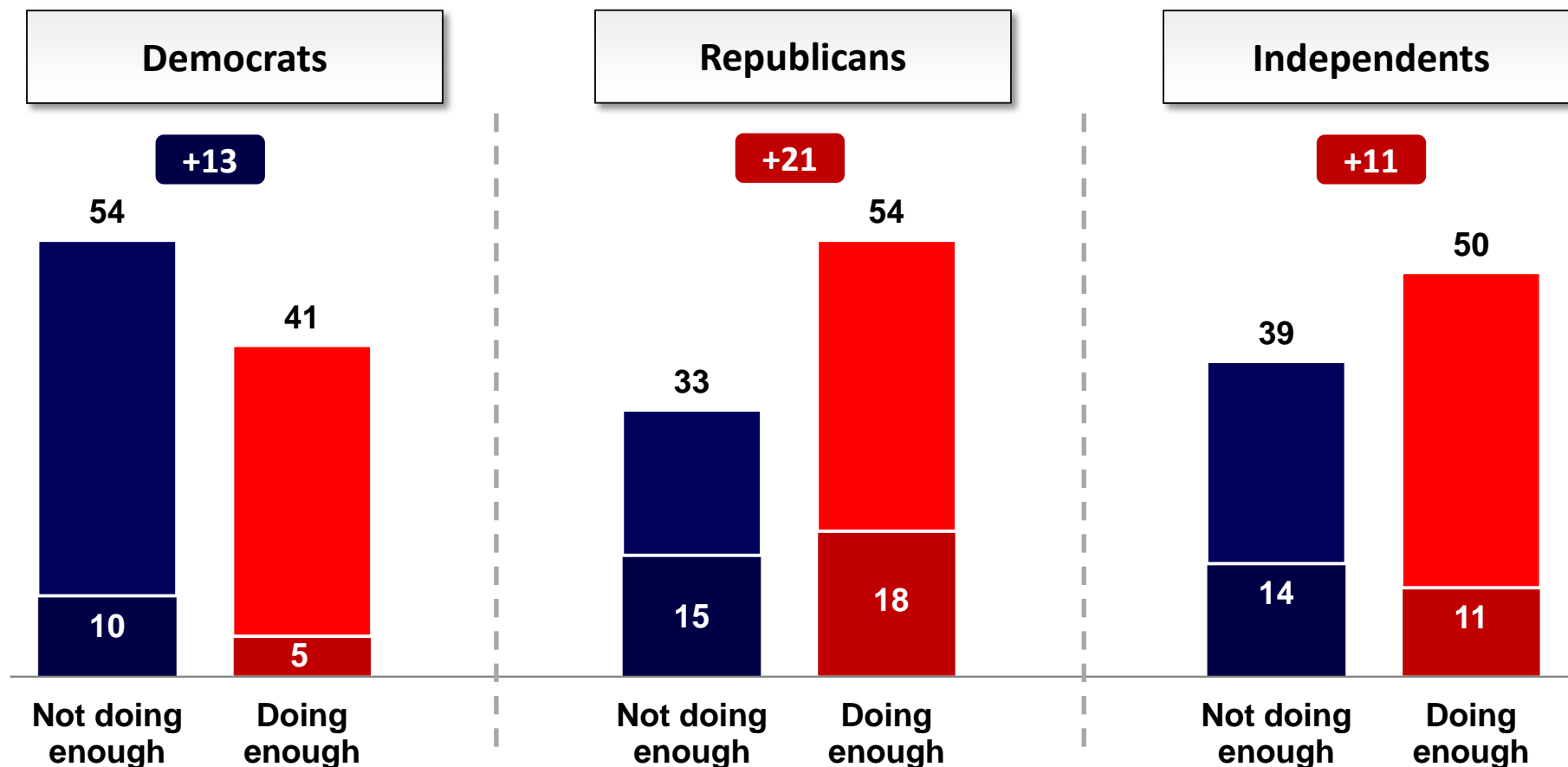
■ Doing more than enough   ■ Not doing anywhere near enough



# Clear split by party identification on government policies, but very little intensity on either side

Thinking about the current policies and programs the US government has to help people with disabilities, how much is the government doing to help those with disabilities lead a normal life? Is the government doing more than enough, doing enough, not doing enough, or not doing anywhere near enough to help those with disabilities lead a normal life?

■ Doing more than enough ■ Not doing anywhere near enough



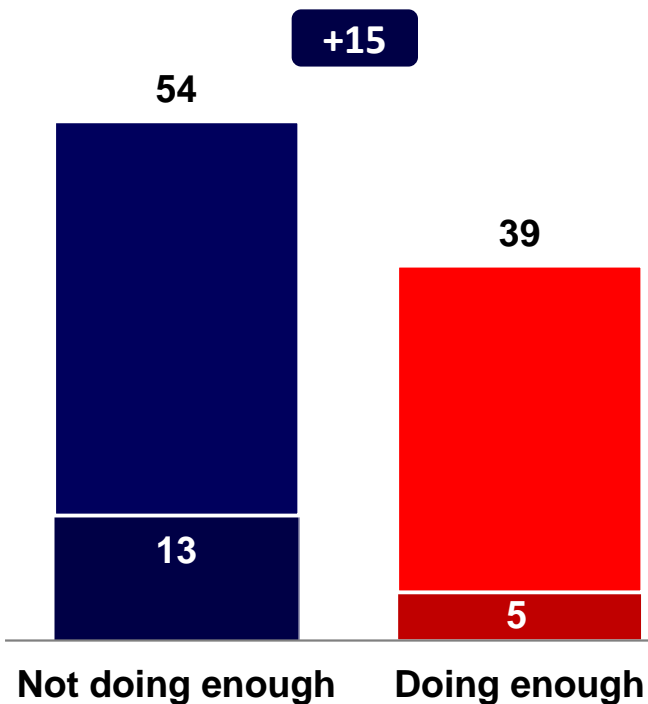


# Also apparent in vote intention

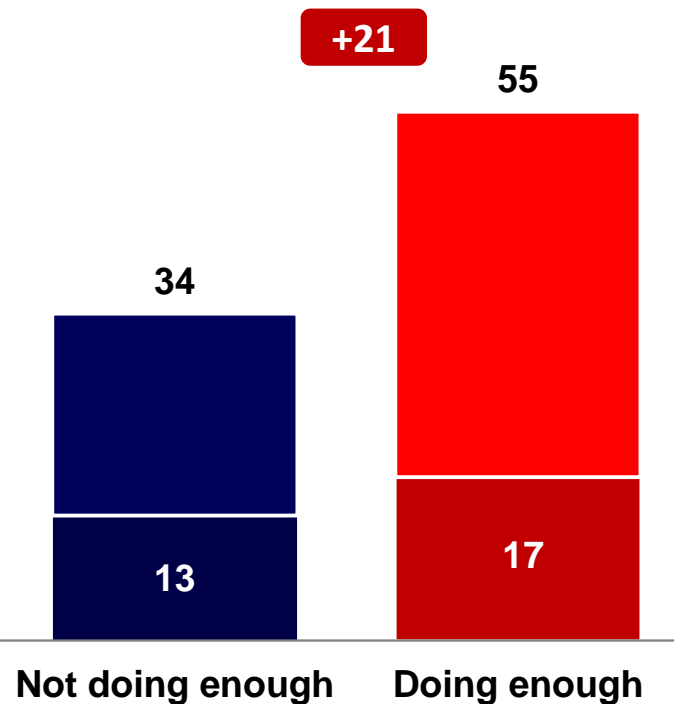
Thinking about the current policies and programs the US government has to help people with disabilities, how much is the government doing to help those with disabilities lead a normal life? Is the government doing more than enough, doing enough, not doing enough, or not doing anywhere near enough to help those with disabilities lead a normal life?

■ Doing more than enough ■ Not doing anywhere near enough

## Voting for Congressional Democrat in 2012



## Voting for Congressional Republican in 2012



# Knowing someone with a disability increases belief the government should do more, but only draws to even

Thinking about the current policies and programs the US government has to help people with disabilities, how much is the government doing to help those with disabilities lead a normal life? Is the government doing more than enough, doing enough, not doing enough, or not doing anywhere near enough to help those with disabilities lead a normal life?

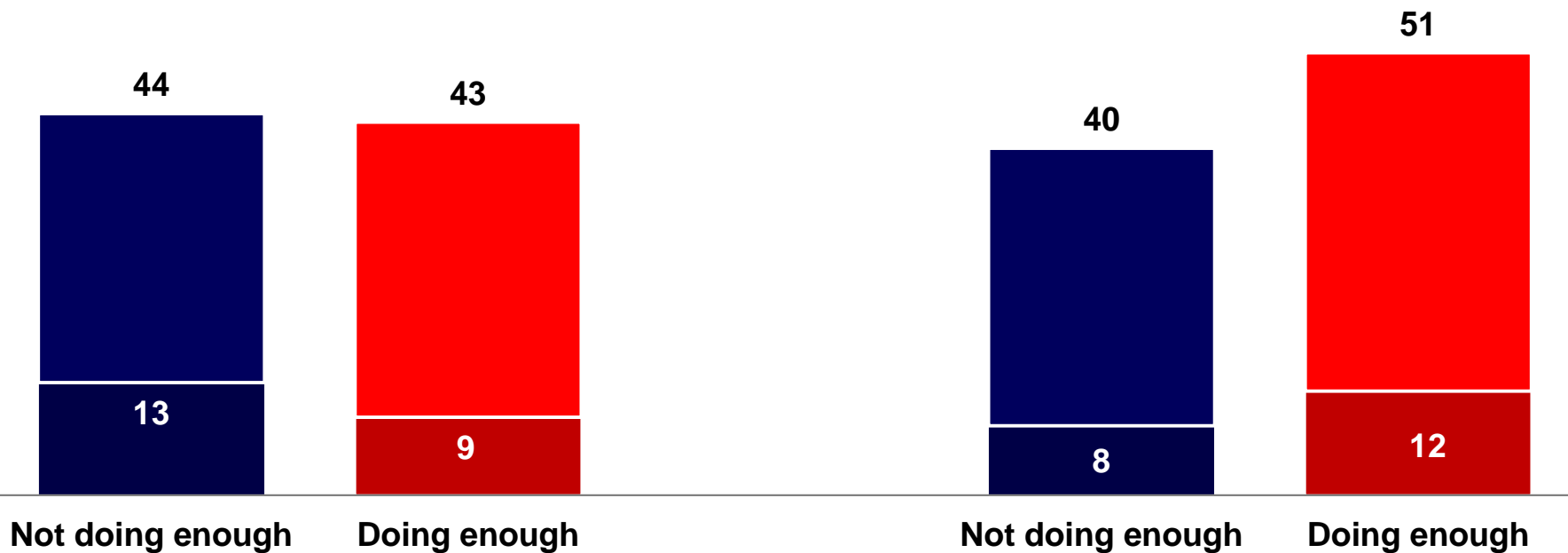
■ Doing more than enough ■ Not doing anywhere near enough

**Know someone with a disability**

**+1**

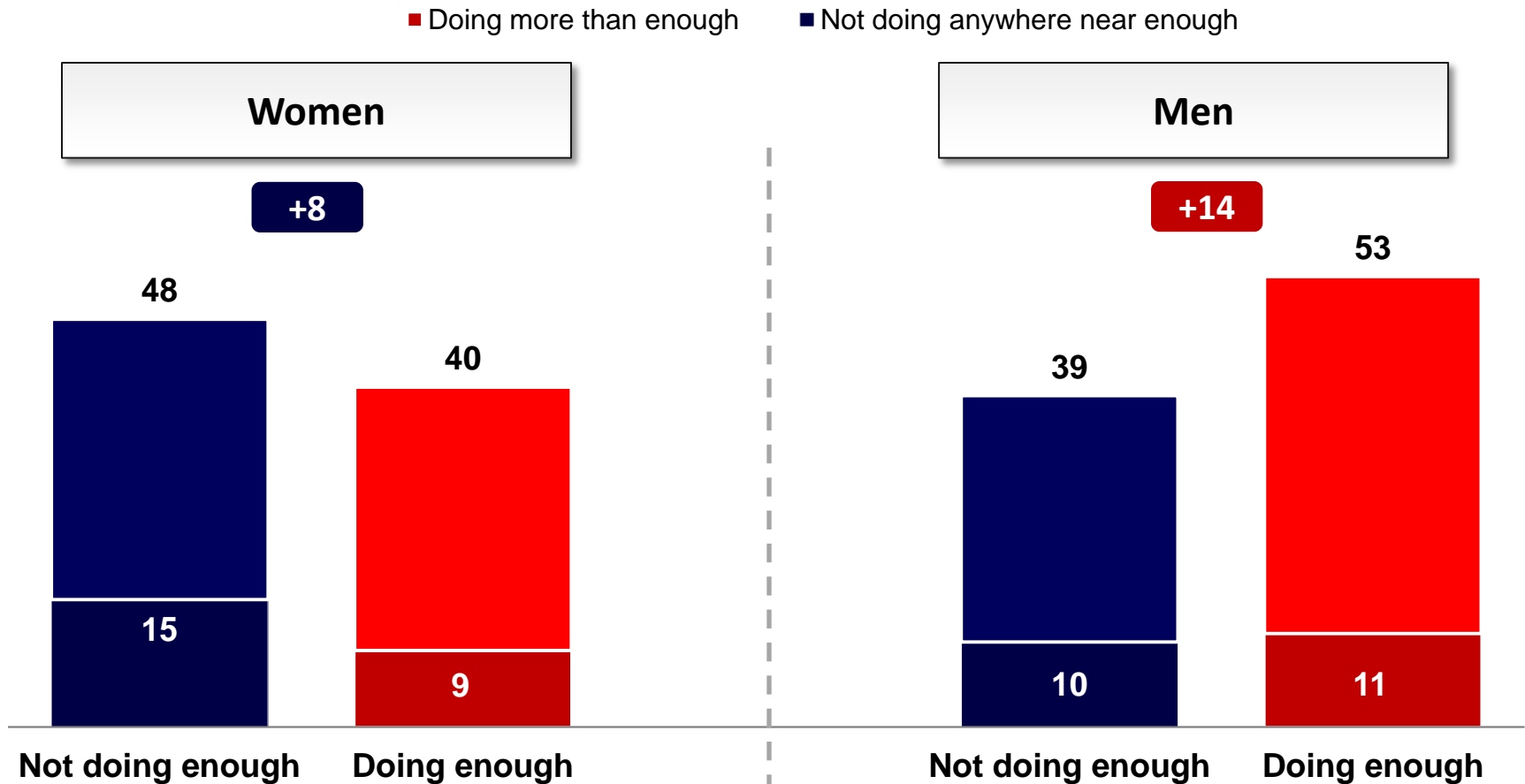
**Don't know someone with a disability**

**+11**



# Women want government to do more

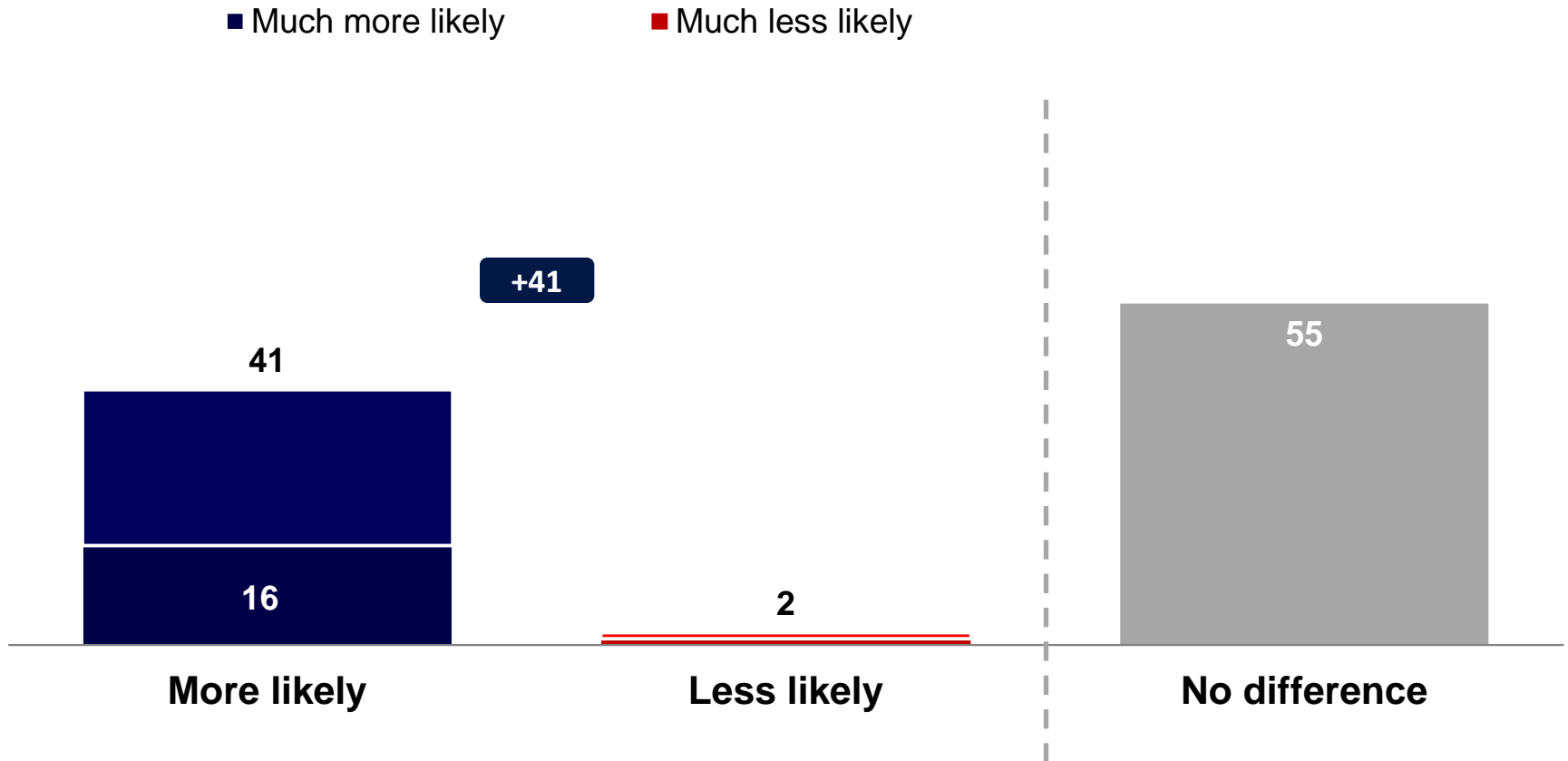
Thinking about the current policies and programs the US government has to help people with disabilities, how much is the government doing to help those with disabilities lead a normal life? Is the government doing more than enough, doing enough, not doing enough, or not doing anywhere near enough to help those with disabilities lead a normal life?



# **Raising disabilities as voting issue**

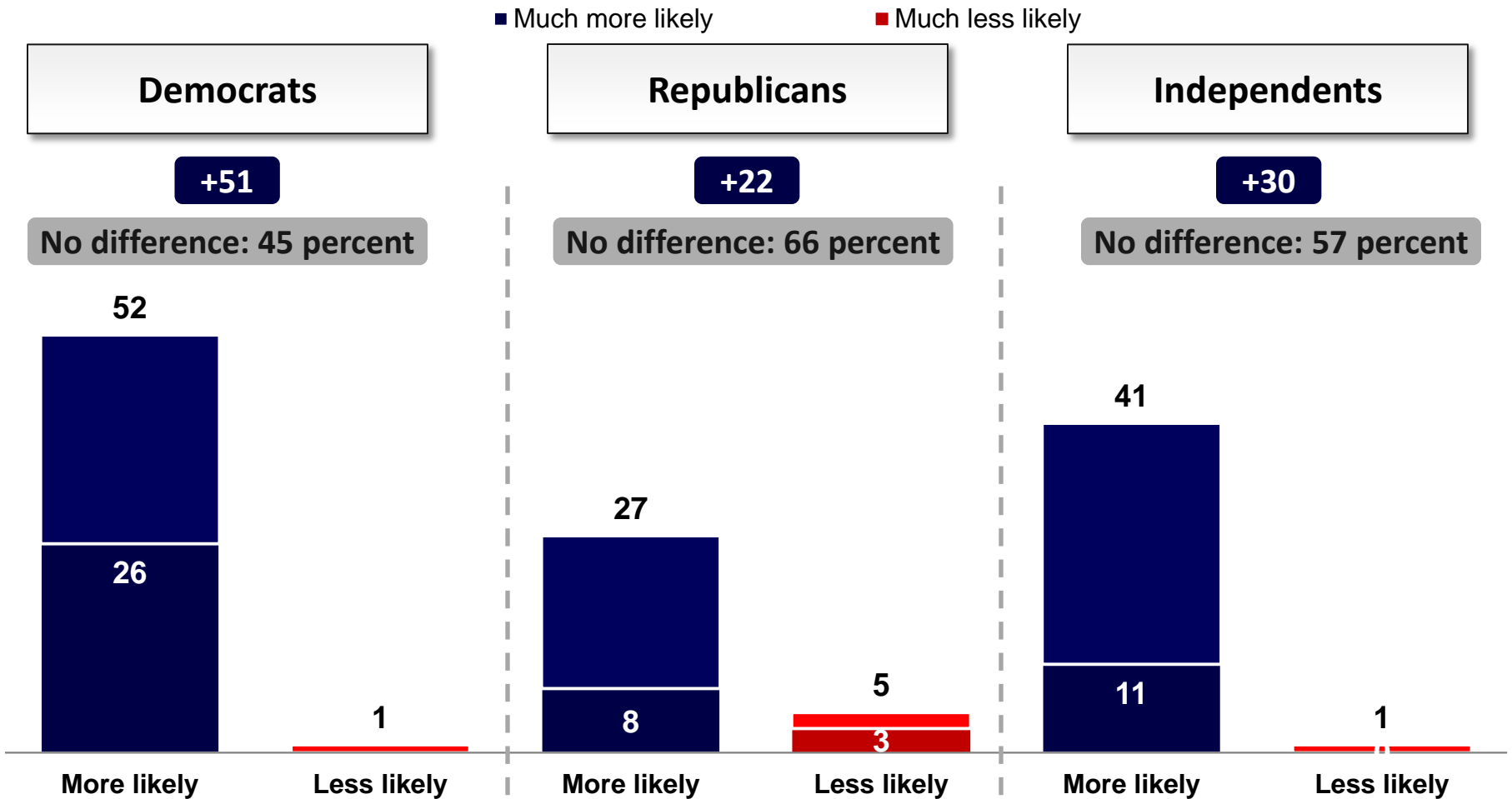
# No downside for candidates to support policies for those with disabilities

*Would you be more or less likely to vote for a Congressional candidate who is committed to making policies and programs to help those with disabilities a national priority, or would it make no difference to your vote?*



# Most likely to be a voting issue for Democrats

*Would you be more or less likely to vote for a Congressional candidate who is committed to making policies and programs to help those with disabilities a national priority, or would it make no difference to your vote?*



# Same with Congressional vote

Would you be more or less likely to vote for a Congressional candidate who is committed to making policies and programs to help those with disabilities a national priority, or would it make no difference to your vote?

■ Much more likely

■ Much less likely

**Voting for Congressional Democrat in 2012**

**Voting for Congressional Republican in 2012**

**+54**

**+26**

No difference: 42 percent

No difference: 65 percent

55

29

29

1

7

3

More likely

Less likely

More likely

Less likely

# Knowing someone with a disability makes support more likely

Would you be more or less likely to vote for a Congressional candidate who is committed to making policies and programs to help those with disabilities a national priority, or would it make no difference to your vote?

■ Much more likely

■ Much less likely

**Know someone with a disability**

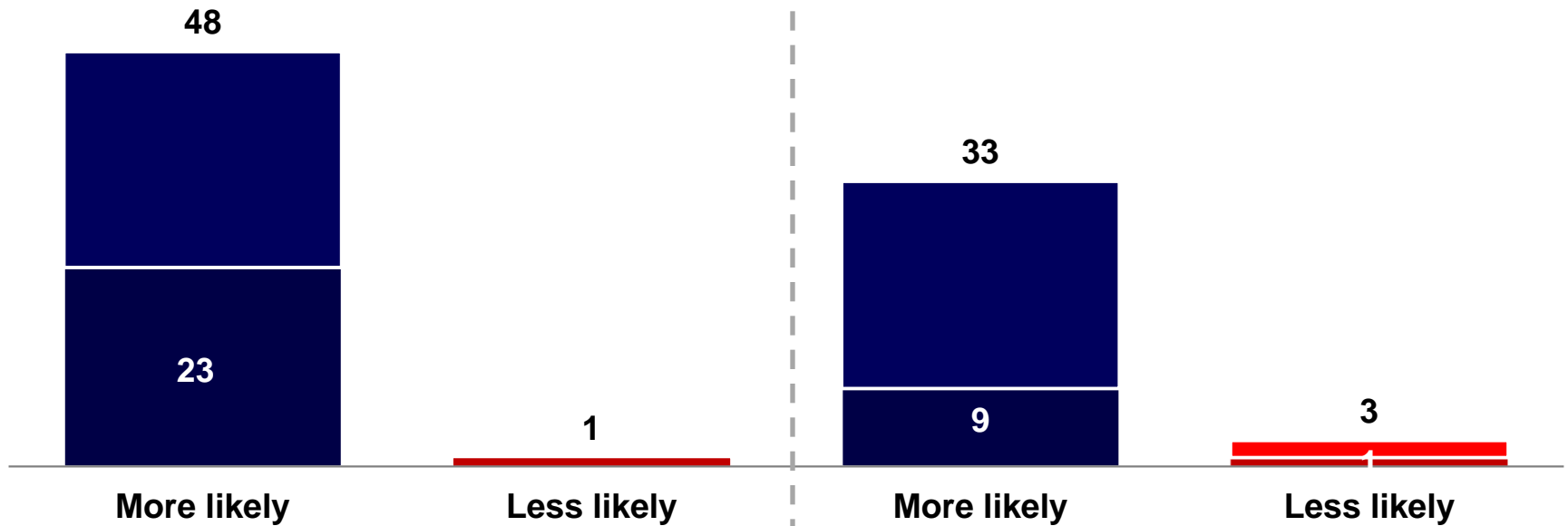
**Don't know someone with a disability**

**+47**

**+30**

No difference: 49 percent

No difference: 61 percent





# And women more supportive as well

Would you be more or less likely to vote for a Congressional candidate who is committed to making policies and programs to help those with disabilities a national priority, or would it make no difference to your vote?

■ Much more likely

■ Much less likely

Women

Men

+43

+33

No difference: 51 percent

No difference: 59 percent

45

36

18

13

2

3

More likely

Less likely

More likely

Less likely

# GREENBERG QUINLAN ROSNER RESEARCH

## WORLD HEADQUARTERS

10 G Street, NE  
Suite 500  
Washington, DC 20002  
T: 202.478.8300  
F: 202.478.8301

## EUROPEAN HEADQUARTERS

405 Carrington House  
6 Hertford Street  
London, UK W1J 7SU  
T: +44.(0).207.096.5070  
F: +44.(0).207.096.5068

## LATIN AMERICAN HEADQUARTERS

Cabrera 6060, 7D  
C1414 BHN  
Ciudad de Buenos Aires, Argentina  
T: +54.11.4772.0813

[www.greenbergresearch.com](http://www.greenbergresearch.com) | [www.gqrr.com](http://www.gqrr.com)



2020 K Street, NW  
7th Floor  
Washington, District of Columbia 20006  
202.365.0787  
[jlm@laszlostrategies.com](mailto:jlm@laszlostrategies.com)  
[www.laszlostrategies.com](http://www.laszlostrategies.com)